

# What If I Do?

Words and music by Dave Grohl



“What If I Do?” is the second cut on disc two—the acoustic disc—of the Foo Fighters’ double CD, *In Your Honor*. Dave Grohl double-tracked acoustic guitars in the right and left channel, giving the rhythm track a stereo effect. Though you can play the opening riff down at the nut with root-position chords, playing it at the seventh fret allows you to let the open G string ring through, as it does on the recording. You’ll also be able to grab that cool C chord at the seventh fret. The open G string and high C note on the E string make this chord sound like it’s

being played on a high-strung, “Nashville-tuned” guitar. Play the first two measures with your picking-hand fingers, then use your index finger or thumb to strum the chords in measures 3–4.

Repeat the intro riff throughout the verse. Once you reach the chorus, continue strumming through the barre chords shown. In the bridge, Grohl takes advantage of the open B and E strings to make some interesting chord sounds by sliding the bottom four notes of an E-shape barre chord up and down the fretboard.

Throughout the Foo Fighters’ recording of the song, the mix is sparingly ornamented with sliding sixths and thirds, as well as arpeggiated chord shapes on electric guitar.

—ANDREW DUBROCK

## Intro

Chord diagrams for Intro:

- F/C: 2310xx (7 fr.)
- F(#11)/C: 2340xx (7 fr.)
- F/C: 2310xx (7 fr.)
- F(#11)/C: 2340xx (7 fr.)
- F/C: 2310xx (7 fr.)
- Cadd9: 2100xx (7 fr.)
- C: 21x034 (7 fr.)

Strum: V V V V V V V V V

## Verse

Chord diagrams for Verse:

- F/C: 2310xx (7 fr.)
- F(#11)/C: 2340xx (7 fr.)
- F/C: 2310xx (7 fr.)
- F(#11)/C: 2340xx (7 fr.)
- F/C: 2310xx (7 fr.)
- Cadd9: 2100xx (7 fr.)
- C: 21x034 (7 fr.)
- F/C: 2310xx (7 fr.)
- F(#11)/C: 2340xx (7 fr.)
- F/C: 2310xx (7 fr.)

5 1. Back and forth that voice of yours keeps me up at night Help me search to find  
2. See additional lyrics.

Chord diagrams for Verse (continued):

- F(#11)/C: 2340xx (7 fr.)
- F/C: 2310xx (7 fr.)
- Cadd9: 2100xx (7 fr.)
- C: 21x034 (7 fr.)
- \* F/C: 2310xx (7 fr.)
- \* F(#11)/C: 2340xx (7 fr.)
- F/C: 2310xx (7 fr.)
- F(#11)/C: 2340xx (7 fr.)
- F/C: 2310xx (7 fr.)
- Cadd9: 2100xx (7 fr.)

10 the words eat you up in-side I go side to side like the wild-est tides  
\* Guitar solo on D.S.

Chord diagrams for Verse (continued):

- C: 21x034 (7 fr.)
- F/C: 2310xx (7 fr.)
- F(#11)/C: 2340xx (7 fr.)
- F/C: 2310xx (7 fr.)
- F(#11)/C: 2340xx (7 fr.)
- F/C: 2310xx (7 fr.)
- Cadd9: 2100xx (7 fr.)
- C: 21x034 (7 fr.)




15 in your hur-ri-cane And I on-ly hide what is on my mind be-cause I can't ex-plain

## Chorus








20 What if I do Lord What if I don't I'd have to lose ev - every-thing










26 just to find you What if I do Lord what if I don't

32 I'd have to lose ev - ery thing just to find you Ca - ro - li -

*D.S. al Fine*  
\*Fine (second time)















38 na Ca - ro - line Ca - ro - li - na Ca - ro line

\* Play bridge twice, second time.

\*F/C C  
1. Back and forth that voice of yours keeps me up at night  
F/C C  
Help me search to find the words that eat you up inside  
F/C C  
I go side to side like the wildest tides in your hurricane  
F/C C  
And I only hide what is on my mind because I can't explain

### Chorus


  
 What if I do, Lord, what if I don't?  

  
 I'd have to lose everything just to find you  

  
 What if I do, Lord, what if I don't?  

  
 I'd have to lose everything just to find you

F/C C  
2. It's my turn this soul won't burn so throw me in the fire  
F/C C  
Trophies earned and lessons learned, my wicked little lies  
F/C  
We could pave new roads with the cold gravestones,  
C  
wind them through the pines  
F/C C  
Should I stay or should I go alone?, I cannot decide

Repeat Chorus

### Bridge

Cmaj7 G6 Fmaj7#11  
 Carolina, Caroline  
 Cmaj7 G6 Fmaj7#11  
 Carolina, Caroline

Repeat Chorus

\* For complete chord analysis and riff, see measures 1-4 of transcription.